



# 2009-2010 GMT Quarterly Report for District (or Undistricted) **District 31 F**

GMT: **CARL HARRELL**

Location: **NORTH CAROLINA**

GMT CA: **1**

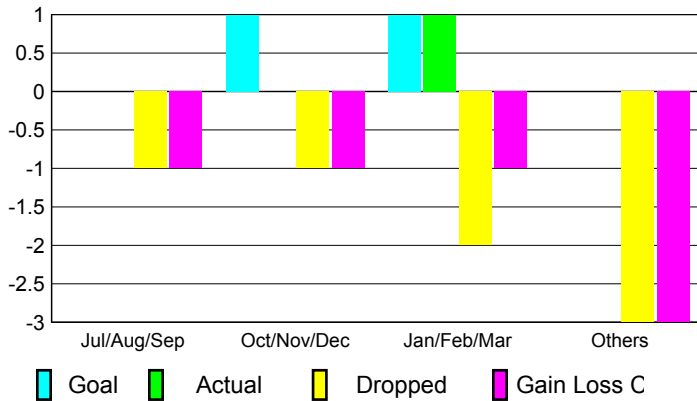
## CLUBS

<u>Club Results</u> 2009-2010	<u>Clubs</u> 2008-2009
----------------------------------	---------------------------

Month	New Club Goal	Actual New Clubs	Actual Dropped Clubs	Gain/Loss of Clubs	Gain/Loss of Clubs
Jul/Aug/Sep	0	0	-1	-1	0
Oct/Nov/Dec	1	0	-1	-1	0
Jan/Feb/Mar	1	1	-2	-1	0
Apr/May/June	0	0	-3	-3	3
<b>Totals</b>	<b>2</b>	<b>1</b>	<b>-7</b>	<b>-6</b>	<b>3</b>

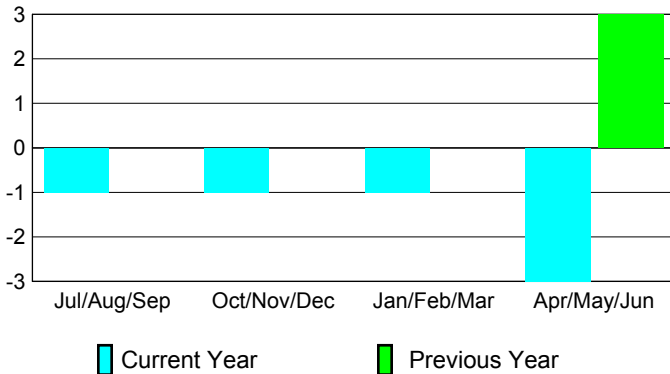
### Club Results 2009-2010

Goal, New, Dropped, Gain/Loss



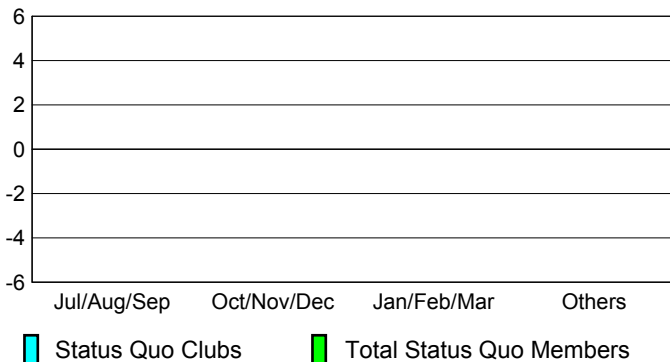
### Comparison of Club Gain/Loss

Current Year Compared to the Previous Year



### YTD Status Quo Clubs 2009-2010

Status Quo Clubs Compared to Status Quo Members



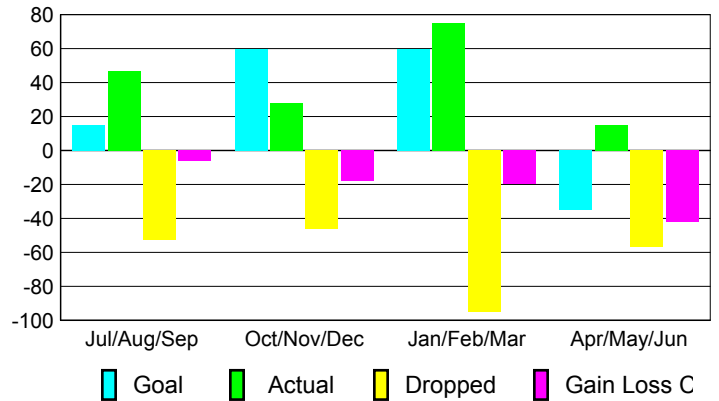
## MEMBERSHIP

<u>Membership Results</u> 2009-2010	<u>Membership</u> 2008-2009
--	--------------------------------

Month	Net Memb Goal	Actual New Memb	Actual Dropped Memb	Gain/Loss of Memb	Gain/Loss of Memb
Jul/Aug/Sep	15	47	-53	-6	-47
Oct/Nov/Dec	60	28	-46	-18	-18
Jan/Feb/Mar	60	75	-95	-20	2
Apr/May/June	-35	15	-57	-42	66
<b>Totals</b>	<b>100</b>	<b>165</b>	<b>-251</b>	<b>-86</b>	<b>3</b>

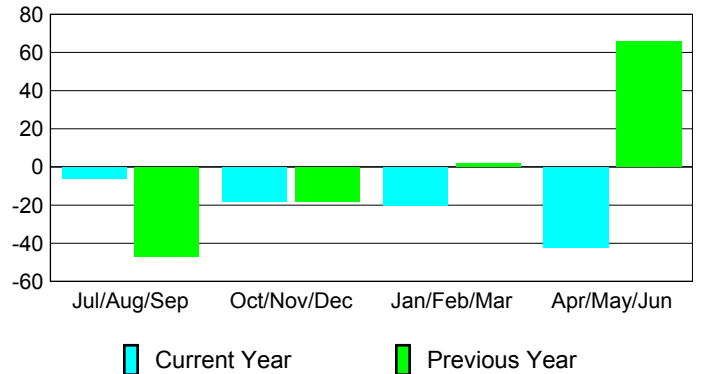
### Membership Results 2009-2010

Goal, New, Dropped, Gain/Loss



### Comparison of Membership Gain/Loss

Current Year Compared to the Previous Year



### Gender Comparison 2009-2010

